


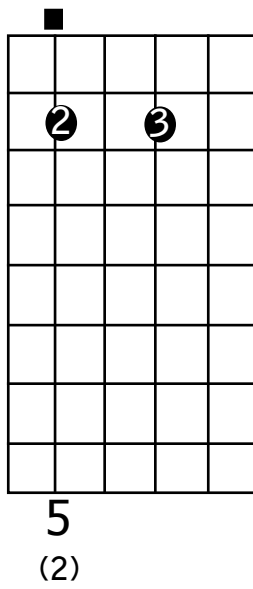
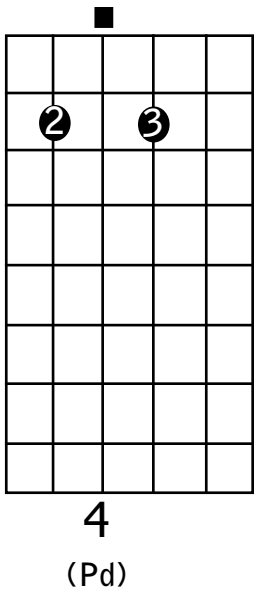

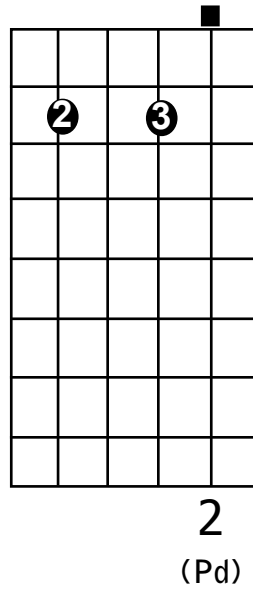




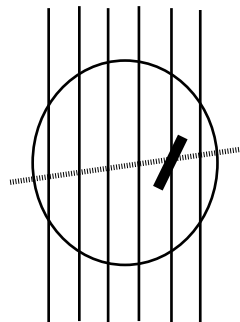
Triplets on Adjacent Strings: (Pd-2)

(pattern 654-321-234-565-432-123-456-543-212-345)

Hold down an E7sus4 chord... 



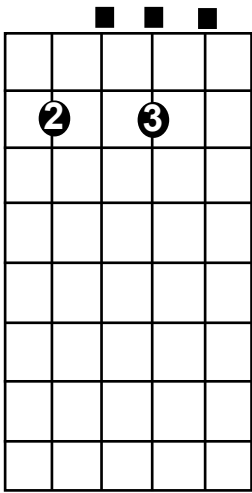
HOLD PICK AT
30 Degree ANGLE
to the strings



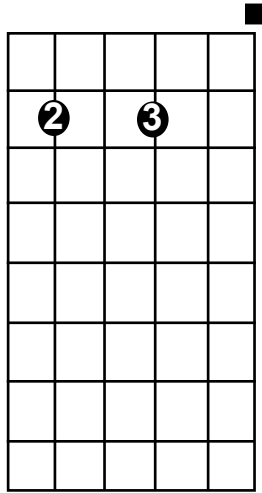
Move pick across strings
at this angle

Triplets on Adjacent Strings: (Pd-2)

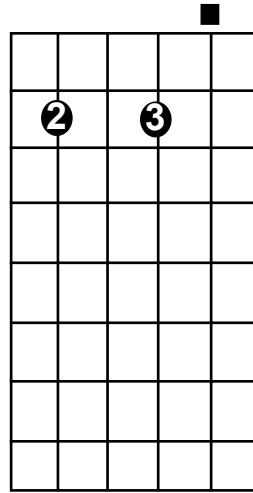
(pattern 654-321-234-565-432-123-456-543-212-345)



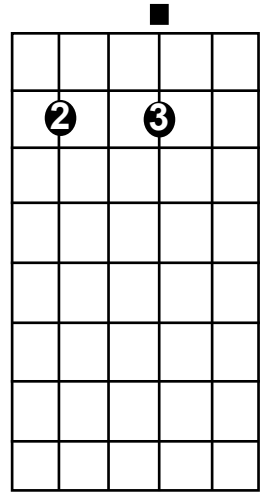
4 3 2
(Pd-2-Pd)



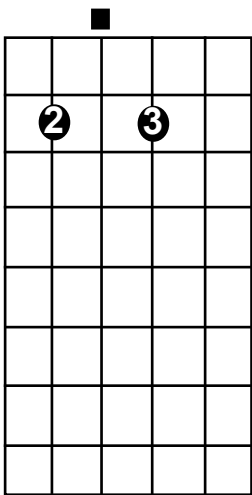
1
(2)



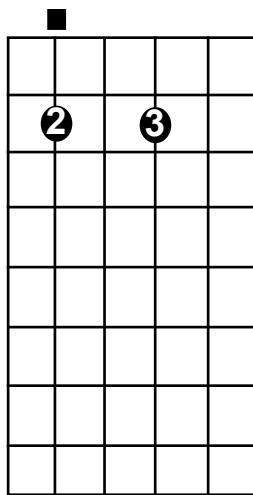
2
(Pd)



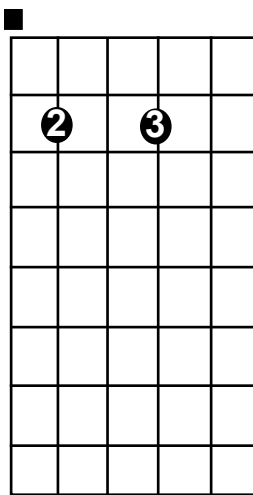
3
(2)




4
(Pd)



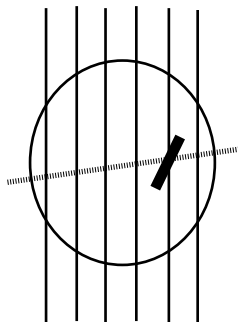
5
(2)



6
(Pd)



HOLD PICK AT
30 Degree ANGLE
to the strings



Move pick across strings
at this angle


Triplets on Adjacent Strings: (Pd-2)

(pattern 654-321-234-565-432-123-456-543-212-345)

A 6-string guitar fretboard diagram with a 5-fret scale. The 2nd and 3rd strings are fretted at the 2nd and 3rd frets, respectively. Three black squares above the strings indicate the triplet pattern. Below the diagram, the notes 5, 4, and 3 are written, with '(2)(Pd)(2)' underneath.

A 6-string guitar fretboard diagram with a 5-fret scale. The 2nd and 3rd strings are fretted at the 2nd and 3rd frets, respectively. Two black squares above the strings indicate the triplet pattern. Below the diagram, the notes 2 and 1 are written, with '(Pd-2)' underneath.

A 6-string guitar fretboard diagram with a 5-fret scale. The 2nd and 3rd strings are fretted at the 2nd and 3rd frets, respectively. One black square above the strings indicates the triplet pattern. Below the diagram, the note 2 is written, with '(Pd)' underneath.



A 6-string guitar fretboard diagram with a 5-fret scale. The 2nd and 3rd strings are fretted at the 2nd and 3rd frets, respectively. One black square above the strings indicates the triplet pattern. Below the diagram, the note 3 is written, with '(2)' underneath.

A 6-string guitar fretboard diagram with a 5-fret scale. The 2nd and 3rd strings are fretted at the 2nd and 3rd frets, respectively. One black square above the strings indicates the triplet pattern. Below the diagram, the note 4 is written, with '(Pd)' underneath.

A 6-string guitar fretboard diagram with a 5-fret scale. The 2nd and 3rd strings are fretted at the 2nd and 3rd frets, respectively. One black square above the strings indicates the triplet pattern. Below the diagram, the note 5 is written, with '(2)' underneath.

